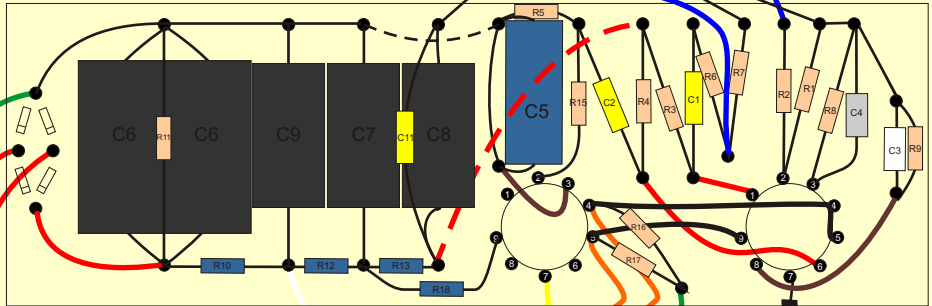
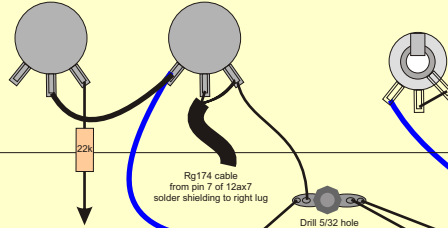




# VALVE JUNIOR LAYOUT

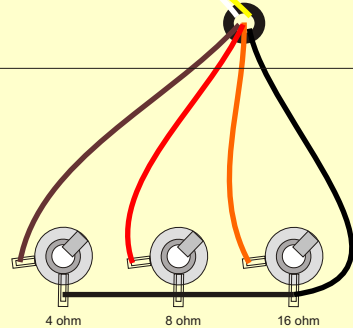
## GOLD / MARSHALL MOD w/ TurretBoards.com Board



Be sure to twist these orange wires.

Both of these green/yellow wires are grounds. They were disconnected from the stock board and re-used here on the replacement board.

To pot center lug.  
Use rg174 coax cable  
\*Cut shielding back (don't ground this end)  
See photos section for help.



For our layout we have replaced the PCB potentiometer and jacks with solder lug types.